

User Guide

Quick Contact

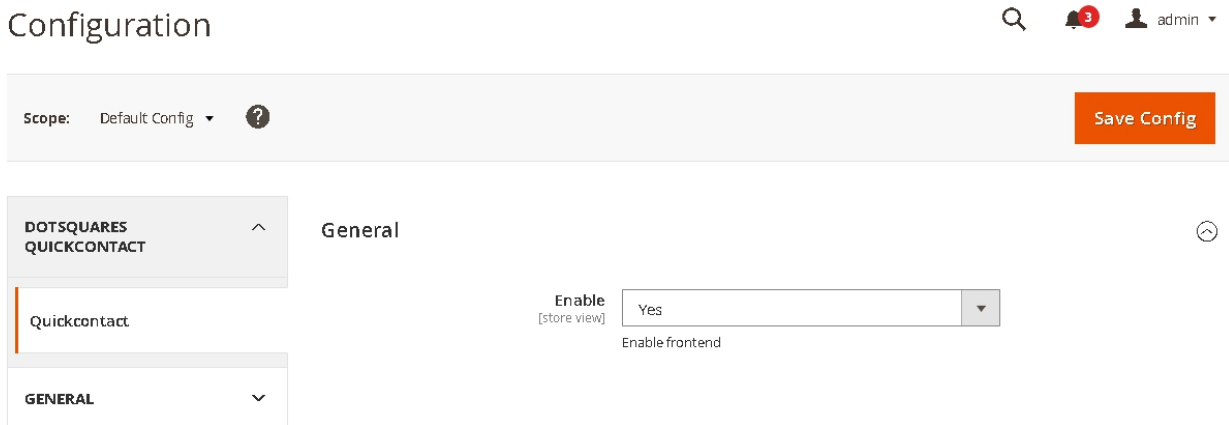
Quick Contact Extension enables you to embed the Quick contact form anywhere in your site easily. You can configure Quick Contact to send email to inquirer or an option to save messages to database for an admin view. The customers can use it to reach out to you for any query they have and you can revert back quickly.

Configurable to an extension after installing your website:

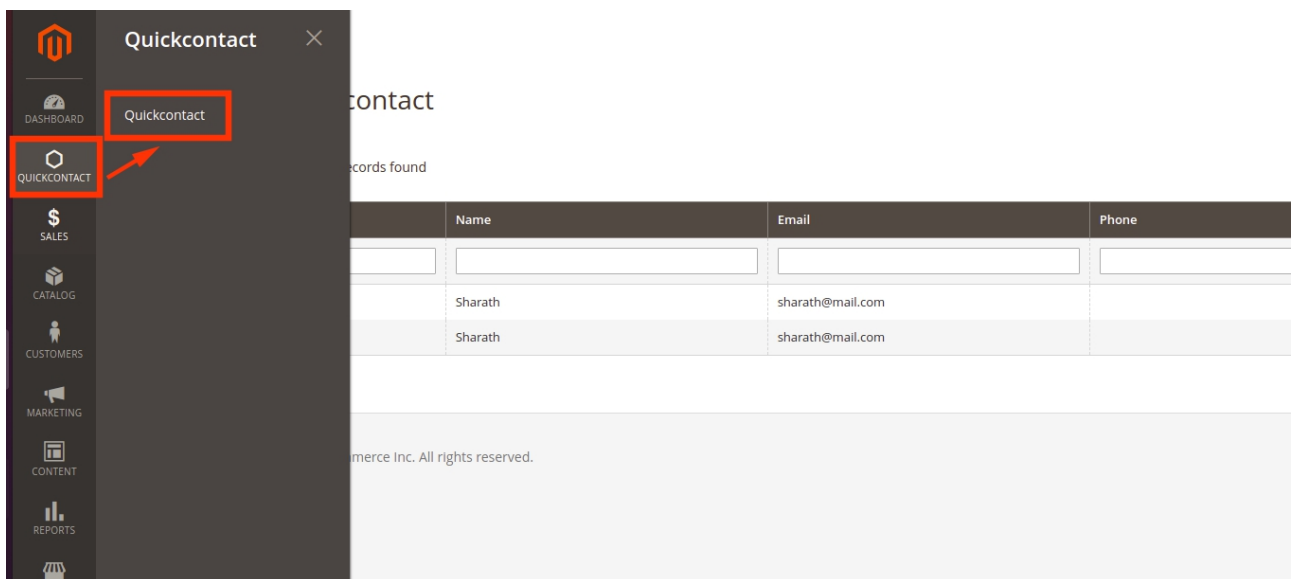
Please follow given below step and screenshots:

Step1: Visit admin panel and enable the extension using following navigation

Admin -> Store -> Configuration -> Dotsquares Quickcontact -> Quickcontact.



Step 2: For viewing the Quick contact submitted by front users from the website visit admin panel and navigate to Admin -> QUICKCONTACT ->Quickcontact.



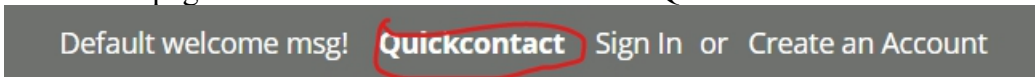
Dotsquares Quickcontact

Search [Reset Filter](#) 2 records found 20 per page 1 of 1

ID	Name	Email	Phone	Message
1	test	test@yahoo.com	123456789	test
2	test2	test@yahoo.com	1234567899	test2

For accessing in Front-end:

Link to the page is added in the Header with name Quickcontact



Click on that or goto {WEBSITE_URL}/quickcontact/

A form with Title :: “ Quick Contact” is visible and user can fill the form and submit, the submitted form is visible in the admin panel.

Quick Contact

Write Us

Please contact us about anything related to our Website

Name *

Email *

Phone

What's on your mind? *

Submit