

Wholesale Add To Cart

Wholesale add to cart

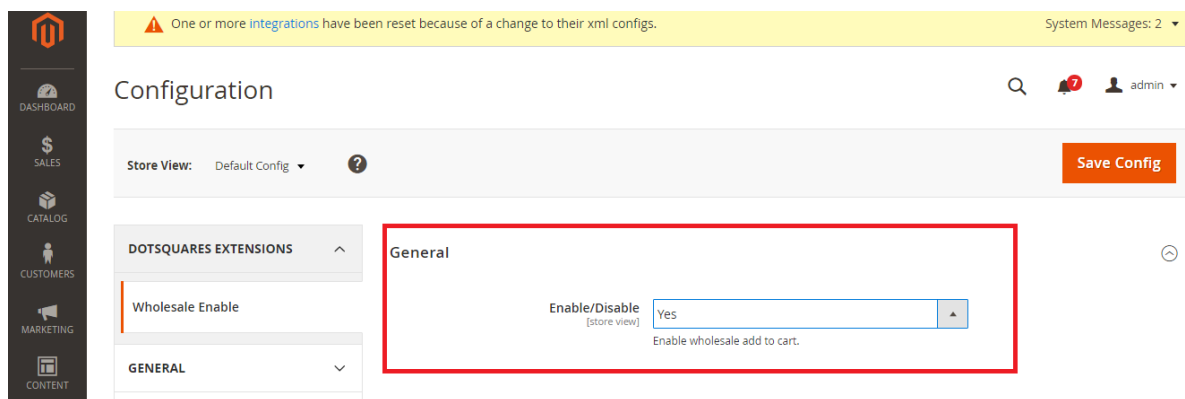
The user can add multiple products choosing different product options on configurable product detail page. The user can use “Add to Row” button to add multiple products to the table that is shown for chosen product options with quantity present above product options elements on the configurable product page. The user can add all rows of a table in the cart using “Add to Cart” button in one go. The user can delete the specific row in the table and manage the quantity for a different row in a table using “update” button. This module saves the time of customer and put a bulk order of different simple products on the configurable product page.

Configurable to an extension after installing your website:

Please follow step and screen shot:

Step1: Enable and disable extension from admin

a) Go to admin store > configuration >Dotsquares extension>Wholesale Enable.



b) After enabling the extension to go on configurable product details page firstly users have to select the option given for product(color, size etc) after which when the user clicks on add to row button then there will a row created as shown below:



Hero Hoodie

Be the first to review this product

\$54.00

IN ST1
SKU#: M

size	color	Qty	Remove
S	Gray	<input type="text" value="1"/> Update	
L	Green	<input type="text" value="1"/> Update	
XL	Green	<input type="text" value="1"/> Update	

[Add to Cart](#)




Size **XL**

Color **Green**

Qty

[Add To Row](#)

c) After clicking on add to cart button all the items present in the table will be automatically added to user shopping cart.

Item	Price	Qty	Subtotal
 Radiant Tee Color: Purple Size: M	B22.00	<input type="text" value="1"/>	B22.00
 Radiant Tee Color: Blue Size: S	B22.00	<input type="text" value="1"/>	B22.00
 Radiant Tee Color: Orange Size: S	B22.00	<input type="text" value="1"/>	B22.00

Support:

Mail Us: support.extensions@dotsquares.com